

The Alphabet App

A simpler way to manage your vehicle

With Alphabet App, our free driver app, you can forget about paperwork and discover an easier way to manage your Alphabet vehicle. With the app, you'll have access to a host of useful features and tools – all just a tap or two away.

With Alphabet App you can:

Book a service:

Arrange any tyre, glass or vehicle services directly, at a time that suits you.*

Manage claims:

Submit damage reports quickly and easily for swift approval.*

Light Commercial Vehicle Daily Checklist:

Fill in mandatory daily checklists, ensuring the vehicle is roadworthy, and then submit directly to your fleet manager.

Locate service points:

Find electric charging points, petrol stations and tyre repair centres.

Track your mileage automatically:

Track and log mileage with ease, then submit the data to your fleet manager with minimal hassle.

Call our 24/7 driver helpline:

Contact us immediately in case of emergency.

Buying your vehicle

Enquire about purchasing your vehicle*

Access FAQs:

Find the answers to frequently asked questions.

Download the free Alphabet App today and begin managing your Alphabet vehicle with ease.




*This service is only available if included in your contract

Creating your Alphabet ID

Once you've downloaded the free Alphabet App, please follow these simple instructions.

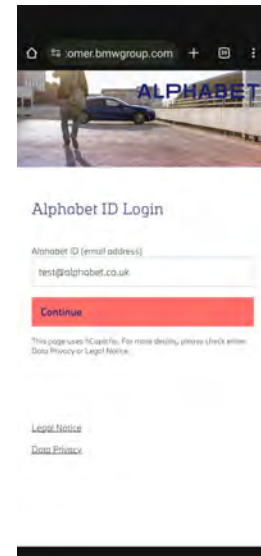
1. On the initial screen, tap on "I do not have an Alphabet ID"



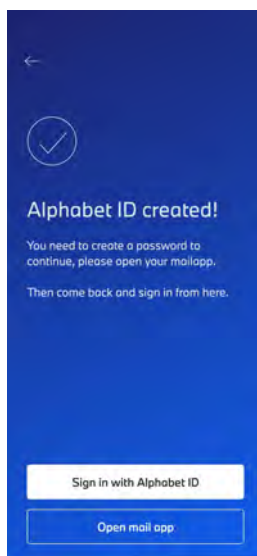
2. Enter your details (firstname, surname, email address) and tap on "Create Alphabet ID"



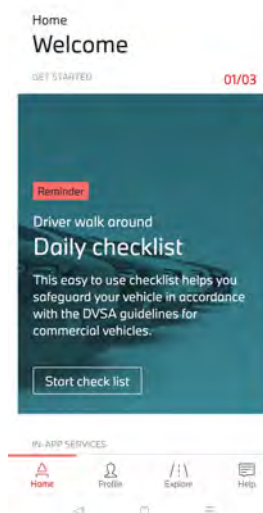
3. Create a password, then open your email or tap on the "Open mail app", then tap on "Activate Alphabet ID"



4. You now have an Alphabet ID. Tap on "Sign in with Alphabet ID"




5. And you're live!




If you already have an Alphabet ID

1. Download the Alphabet App



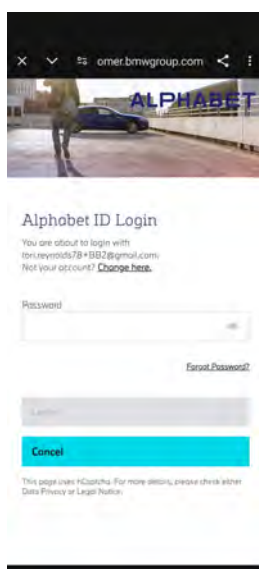
2. Click on "Sign in with Alphabet ID", enter your email address then click on "Validate"



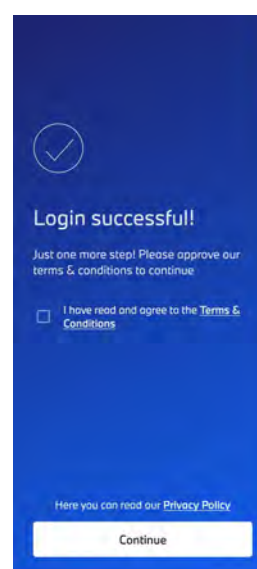
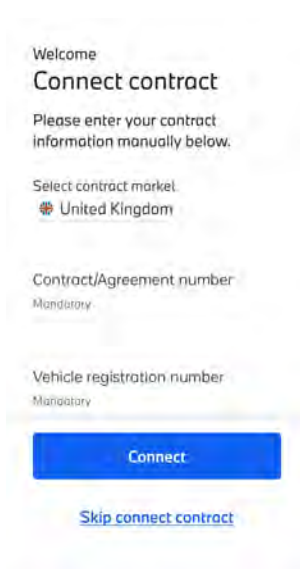
3. Create a password, then open your email or tap on the "Open mail app", then tap on "Activate Alphabet ID"



4. You now need to enter your email address and password, then click "Login"



5. Tick the box to accept the Terms and Conditions and click "Continue". You will then be prompted to connect your contract by entering your contract number and registration number (you can find these details on your vehicle delivery letter or agreement).



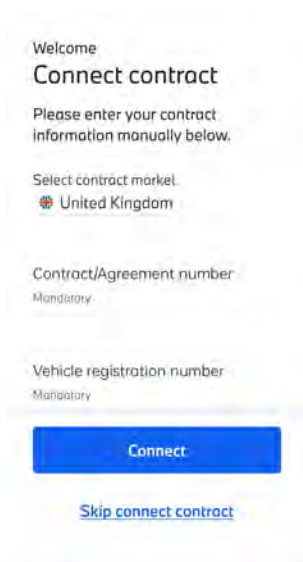
Connecting your contract



Once you've downloaded the free Alphabet App, follow these simple instructions.

If your account doesn't automatically connect, you'll be prompted to enter your contract number and vehicle registration number – you can find these on your vehicle delivery letter of agreement.

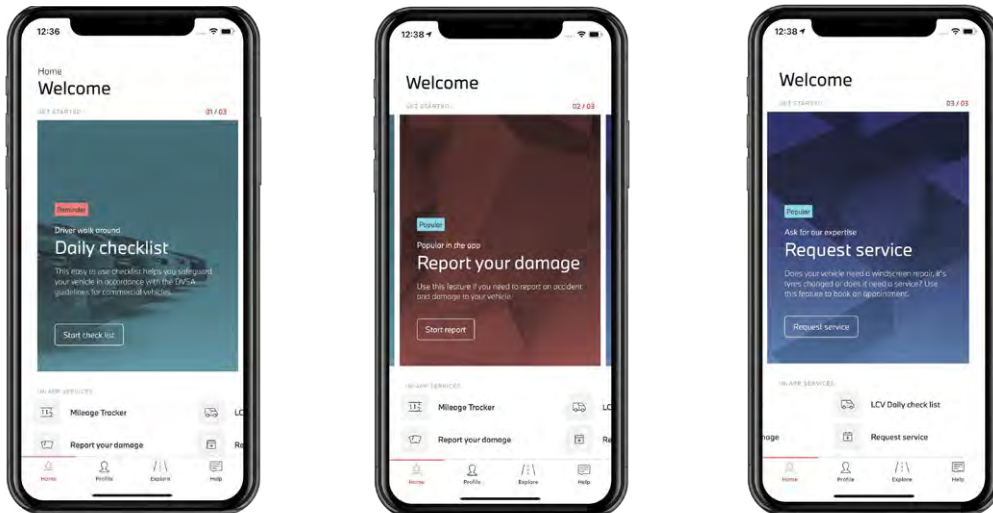
Once you've entered these details, simply tap Connect, and your contract will be officially connected.



The screenshot shows the 'Connect contract' screen in the Alphabet App. At the top, it says 'Welcome' and 'Connect contract'. Below this, it prompts the user to 'Please enter your contract information manually below.' There are two input fields: 'Select contract market' with a dropdown menu showing 'United Kingdom', and 'Contract/Agreement number' with a 'Mandatory' label. Below these is another input field for 'Vehicle registration number' also marked as 'Mandatory'. At the bottom, there is a large blue 'Connect' button and a link that says 'Skip connect contract'.

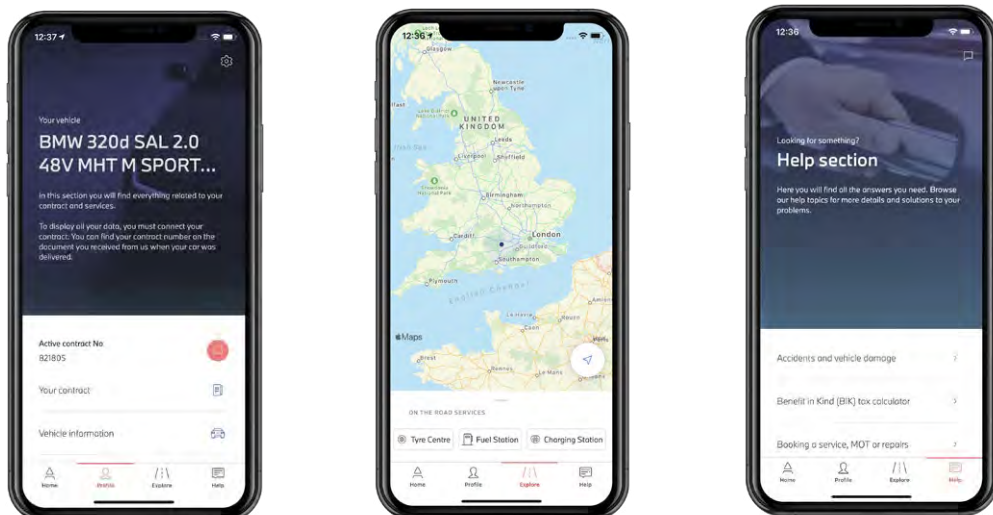
Key tools and features

From the **Alphabet App** home screen, you can navigate by swiping right or left, giving you quick access to **Damage Reports**, **Service Bookings** and the **Light Commercial Vehicle Daily Checklist**.



Use the icon bar at the bottom of the screen to access your **profile** and find your contract and vehicle registration information.

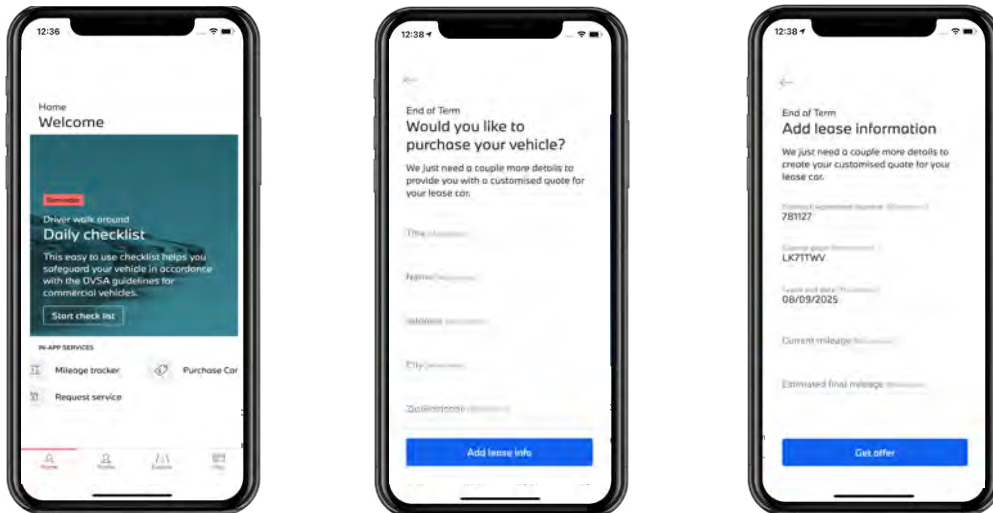
You can also find your nearest service stations via the **explore** button, ask for **help**, and discover Frequently Asked Questions. There's also a one-touch call button for our 24/7 driver helpline.




Key tools and features continued

To enquire about purchasing your vehicle* follow the steps:

Click on **Purchase Car**, enter the details requested on screen regarding purchasing your vehicle and details regarding the end of your current contract



*This service is only available if included in your contract



It's time to
take control

Ready to manage your Alphabet vehicle
the simpler way? Download the free
Alphabet App today



Disclaimer: This document is for general information purposes only and is not to be relied on as advice. Alphabet accepts no liability to any party for the content. Information is correct to the best of our knowledge at the time of publication.

Alphabet (GB) Limited. Registered office: Alphabet House, Summit Avenue, Farnborough, Hampshire GU14 0FB. Registered in England and Wales No.3282075. Tel: 0370 5050 100

ALMAR 353_5 Exp 25.08.2026

www.alphabet.co.uk